



Pratik Panels Limited

CIN No.: L36101MH1989PLC317374

Tel: +91-8411009460; Email: pplby8@gmail.com; Website: www.pratikpanels.com

Date: November 14th 2022.

To,
Department of Corporate Service (DCS-CRD),
Bombay Stock Exchange Limited,
Phiroze Jeejeebhoy Towers,
Dalal Street, Fort,
Mumbai – 400 001.

Sub: Approval of Un-Audited Standalone Financial Results for the Quarter & Half year ended September 30, 2022.

Ref: Pratik Panels Limited. (Scrip Code: 526490).


Dear Sir,


In pursuance of Regulation 33 of SEBI (Listing Obligation and Disclosure Requirements) Regulations, 2015 we hereby submit following documents:

1. Approved IND-AS compliant Standalone Un-Audited Financial Results along with Limited Review Report for the-quarter and half year ended September 30, 2022 pursuant to Regulation 33 of Listing Obligation and Disclosure Requirement, 2015;
2. Approved IND-AS compliant Standalone Statement of Assets and Liabilities for the half year ended September 30, 2022.
3. Approved Cash Flow Statement for the half year ended 30th September, 2022.

You are requested to kindly take the same on your records.

Thanking you,
For PRATIK PANELS LIMITED


PANKAJ CHANDRAKANTH MISHRA
DIRECTOR
DIN: 03604391





R SHAH & CO.

Chartered Accountants

1711, Shyam Sunderji Ki Gali, Jadio ka Rasta, Choura Rasta, Jaipur-302003
Email : adityendrasoni@gmail.com Phone 0141-2546963 / 09314603840

Review Report

To,

The Board of Directors of Pratik Panels Limited

1. We have reviewed the accompanying Statement of Standalone Unaudited Financial Results of Pratik Panels Limited ("the Company") for the quarter ended September 30, 2022 and year to date results for the period from April 01, 2022 to September 30, 2022 ("the statement"), being submitted by the company pursuant to the requirement of regulation 33 of the SEBI (Listing Obligations and Disclosure Requirements) Regulations, 2015, as amended ("Listing Regulations").
2. This Statement, which is the responsibility of the Company's Management and approved by the Board of Directors, has been prepared in accordance with the recognition and measurement principles laid down in Indian Accounting Standard 34 "Interim Financial Reporting" (Ind AS – 34), prescribed under Section 133 of the Companies Act, 2013 read with relevant rules issued thereunder and other accounting principles generally accepted in India and in compliance with Regulation 33 of the Listing Regulations. Our responsibility is to express a conclusion on the Statement based on our review.
3. We conducted our review of the Statement in accordance with the Standard on Review Engagements (SRE) 2410 "Review of Interim Financial Information Performed by the Independent Auditor of the Entity", issued by the Institute of Chartered Accountants of India (ICAI). A review of interim financial information consists of making inquiries, primarily of the company's personnel responsible for financials and accounting matters, and applying analytical and other review procedures. A review is substantially less in scope than an audit conducted in accordance with Standards on Auditing specified under section 143(10) of the Companies Act, 2013 and consequently does not enable us to obtain assurance that we would become aware of all significant matters that might be identified in an audit. Accordingly, we do not express and audit opinion.
4. Based on our review conducted as stated in paragraph 3 above, nothing has come to our attention that causes us to believe that the accompanying statement of standalone unaudited financial results prepared in accordance with the recognition and measurement principles laid down in the aforesaid Indian Accounting Standard and other accounting principles generally accepted in India, has not disclosed the information required to be disclosed in terms of Regulation 33 of the Listing Regulations, as amended, including the manner in which it is to be disclosed, or that it contains any material misstatement.

For R Shah & Co.
Chartered Accountants
Firms Registration Number: 502010C

Adityendra Soni
CA Adityendra Soni
Partner
Membership Number: 400149



Date: November 14, 2022
Place: Mumbai

UDIN: 22400149BDCIZK8047

PRATIK PANELS LIMITED

CIN:L36101MH1989PLC317374

Regd. Office: Gala No. C-2 (H. No. 366/B-2), Gr. Floor, Gurudev Complex, Behind Deep Hotel, Sonale Village Bhiwandi Thane MH 421302 IN
Tel: +91-8411009460; Email: pplyb8@gmail.com; Website: www.pratikpanels.com


Statement of Unaudited Financial Results for the Quarter and Six Months ended 30th September, 2022

Sr.No.	Particulars	Quarter Ended					Rs in Lakhs
		30-Sep-22	30-Jun-22	30-Sep-21	30-Sep-22	30-Sep-21	Year Ended
		(Unaudited)	(Unaudited)	(Unaudited)	(Unaudited)	(Unaudited)	31-Mar-22 (Audited)
1	Income from operations						
	a) Revenue from operations (Gross)	-	-	-	-	-	-
	b) Other Income	-	-	-	-	-	-
	Total Income from operations	-	-	-	-	-	-
2	Expenses						
	a) Cost of materials consumed	-	-	-	-	-	-
	b) Excise Duty	-	-	-	-	-	-
	c) Purchase of traded goods	-	-	-	-	-	-
	d) Changes in Inventories of finished goods, work-in-progress and stock-in-trade	-	-	-	-	-	-
	e) Employee benefits expense	1.53	1.53	0.51	3.06	0.51	4.59
	f) Finance costs	1.05	0.55	0.00	1.60	-	2.20
	g) Depreciation and amortization expenses	-	-	-	-	-	-
	h) Other Expenses	5.25	1.59	(0.81)	6.85	0.30	8.10
	Total Expenses	7.84	3.67	(0.29)	11.51	0.81	14.88
3	Profit before tax (1-2)	(7.84)	(3.67)	0.29	(11.51)	(0.81)	(14.88)
4	Tax Expenses	-	-	-	-	-	-
5	Net Profit for the Period (3-4)	(7.84)	(3.67)	0.29	(11.51)	(0.81)	(14.88)
6	Other Comprehensive Income / (Loss) (After Tax)	-	-	-	-	-	-
7	Total Comprehensive Income after Tax (5+6)	(7.84)	(3.67)	0.29	(11.51)	(0.81)	(14.88)
8	Paid-up Equity Share Capital (Face Value of Rs. 10 per share)	38.99	389.85	389.85	38.99	389.85	389.85
9	Other Equity (Accumulated Losses)				(102.43)	(427.71)	(441.79)
10	Basic and Diluted EPS (Not Annualised)	(0.20)	(0.09)	0.01	(2.95)	(0.02)	(0.38)

Notes:

- Inview of order of Hon. NCLT, Mumbai Bench dated July 08, 2022 issued, Subscribed and paid up share capital of the company has been reduced from Rs.3,89,85,000 (Consisting of 38,98,500 issued, subscribed and paid up equity shares of Rs.10/- each fully paid up) to Rs.38,98,500/- (consisting of 38,98,500 issued, subscribed and paid up equity shares of Re. 1/- each fully paid up). Hon. NCLT, Mumbai Bench directed that the said reduction shall be utilised to write off the accumulated losses of the company.
- The above unaudited financial results were reviewed and recommended by the Audit Committee and approved by Board of Directors at their meeting held on 14th November 2022.
- The Company has not carried out any business activities during the quarter.
- The Financial Results of the company have been prepared in accordance with IND-AS 34 Interim Financial Reporting as prescribed under section 133 of the Companies Act, 2013 read with relevant rules issued thereunder and the other accounting principles generally accepted in India.
- Previous period figures have been regrouped / rearranged wherever necessary to make them comparable.
- There are no Investor Complaints as on 30th September, 2022

Place: Mumbai
Date: 14th November, 2022




for Pratik Panels Limited

Pankaj Chandrakant Mishra
Director
DIN No. 03604391

Pratik Panels Limited
STATEMENT OF ASSETS & LIABILITIES

(INR in Lakhs)

Particulars	Standalone	
	30-Sep-22	31-Mar-22
	(Unaudited)	(Audited)
ASSETS		
Non-current assets		
(a) Property, Plant and Equipment	-	-
(b) Financial Assets		
(i) Investments	-	-
(c) Other non current assets	-	-
Current assets		
(a) Inventories	-	-
(b) Financial Assets		
(i) Trade Receivable	-	-
(ii) Cash and cash equivalents	0.45	0.46
(c) Other Current Assets	0.10	0.28
TOTAL ASSETS	0.55	0.73
EQUITY AND LIABILITIES		
Equity		
(a) Equity Share capital	38.99	389.85
(b) Other Equity	(102.43)	(441.79)
Liabilities		
Non-current liabilities		
(a) Borrowings	-	-
(b) Deferred tax liabilities	-	-
Current liabilities		
(a) Financial Liabilities		
(i) Borrowings	60.14	49.18
(ii) Trade payables	-	-
(iii) Other financial liabilities	-	-
(b) Other current liabilities	3.85	3.48
(c) Current Tax Liabilities (Net)	-	-
TOTAL EQUITY AND IABILITIES	0.55	0.73



Pratik Panels Limited
STATEMENT OF CASH FLOW

(INR in Lakhs)

Particulars	Standalone		
	30-Sep-22	30-Sep-21	31-Mar-22
	(Unaudited)	(Unaudited)	(Audited)
Cash flow from operating activities			
Profit before tax	(11.51)	(0.81)	(14.88)
Adjustment for :			
Depreciation and amortisation expense	-	-	-
Finance cost	1.57	-	2.19
Interest income	-	-	-
Provision for doubtful debts	-	-	-
Re-measurement gain/ (loss) on defined benefit plans	-	-	-
(Profit)/ Loss from partnership firms	-	-	-
Operating profit before working capital changes	(9.94)	(0.81)	(12.70)
Adjustments for changes :			
Decrease / (Increase) in Trade and other receivables	0.18	-	(0.28)
Decrease / (Increase) in Inventories	-	-	-
(Decrease) / Increase in Trade and other payables	0.37	(1.57)	1.91
Cash generated/ (used) in operations	(9.40)	(2.38)	(11.06)
Extraordinary item	-	-	-
Direct taxes paid	-	-	-
Net Cash generated from/(used in) operating activities [A]	(9.40)	(2.38)	(11.06)
Cash Flow from investing activities			
Purchase of fixed assets	-	-	-
(Purchase) / Proceeds of non - current investments	-	-	-
(Profit)/ Loss from partnership firms	-	-	-
Interest received	-	-	-
Net cash generated from/(used in) investing activities [B]	-	-	-
Cash flow from financing activities			
Proceeds/ (Repayment) from/ (of) short term borrowings	10.96	2.07	13.08
Finance cost	(1.57)	-	(2.19)
Net cash generated from/(used in) financing activities [C]	9.39	2.07	10.89
Net increase/(decrease) in cash & cash equivalents [A+B+C]	(0.01)	(0.31)	(0.17)
Cash & cash equivalents at the beginning of the year	0.46	0.63	0.63
Cash & cash equivalents at the end of the year	0.45	0.32	0.46

*For the purpose of Statement of Cash Flows, cash and cash equivalents comprise of following:

Particulars	Standalone		
	30-Sep-22	30-Sep-21	31-Mar-22
	(Unaudited)	(Audited)	(Audited)
Cash and cash equivalents as per Audited Balance Sheet	0.45	0.32	0.46
less : Bank Overdrafts	-	-	-
Cash and cash equivalents as per Audited Statement of cash Flows	0.45	0.32	0.46

